

Your guide to Crystalens®
*the cataract replacement lens
that is designed to do more than
just treat your cataracts*



Crystalens®

Don't just see. See better.








Table of contents

- 3** Introduction
- 5** Understanding cataracts
- 7** About cataract surgery
- 8** Cataract replacement lens options
- 11** The Crystalens advantage
- 12** How Crystalens works
- 14** Near, far and everywhere in between
- 21** Is Crystalens right for you?
- 22** Quick facts
- 24** Frequently asked questions



Introduction

By age 65, most of us will experience the cloudy vision that's caused by cataracts. It's just a natural part of aging.

But it doesn't have to be a permanent part. Cataract surgery is both safe and effective. With the help of a replacement lens, it is possible to regain the vision quality you had prior to cataracts.

And if you choose Crystalens® replacement lenses, they can do more than just treat your cataracts. They can give you back your full range of vision, in many cases reducing, even eliminating, your need for glasses.

In this brochure, you will find an overview of cataracts, cataract surgery and the benefits of Crystalens to help you decide if Crystalens is right for you.



The background of the page features a light green, semi-transparent image of palm trees. The fronds of the palm trees are visible, creating a textured, naturalistic backdrop. The color is a muted, earthy green that complements the text.

Understanding cataracts

As we grow older, the eye's natural lens can stiffen, harden and begin losing its clarity, forming a cataract.

Since the lens is no longer as flexible or as clear as it used to be, the eye can't focus properly causing the following symptoms:


- Cloudy or blurred vision
- Sensitivity to light and glare
- Poor night vision
- Fading color
- Frequent changes in glasses prescription

By age 65, many of us will develop a cataract.

Normal vision



Vision through a cataract



Some people begin experiencing the early effects of cataracts, such as presbyopia—the gradual loss of near or intermediate vision—in their mid-40s.

If you develop cataracts, it doesn't mean you'll have a permanent loss of vision quality or that you have to give up the things you love.

The background of the page features a blue-tinted image of palm trees in the upper half and ocean waves in the lower half.

About cataract surgery

Cataract surgery is a safe, effective way to improve your vision. Over 3 million procedures are performed in the United States every year.

Cataract surgery is performed on an outpatient basis.

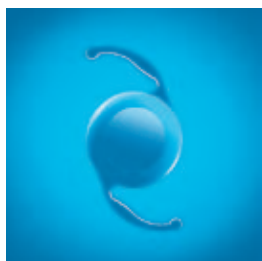
Cataract surgery is a microsurgery, which means a tiny incision is made in the eye to allow a small instrument (about a size of a pen tip) to remove the cataract, allowing for relatively fast healing.

During the surgery, the natural lens is removed and replaced with an artificial lens. This replacement lens is called an intraocular lens or IOL.

Two of the leading replacement lens options are: monofocal IOLs and Crystalens accommodating IOLs.

Cataract replacement lens options


Standard Monofocal IOLs are fixed lenses, so they are not designed to move within the eye.



They deliver improved vision at just one distance, usually far.

After surgery with a standard monofocal lens, you will probably need to wear glasses for near and intermediate vision, even if you didn't need glasses before surgery.

Crystalens Accommodating IOLs “flex” or “accommodate” like your natural lens to deliver a continuous range of vision—near, intermediate and distance—in all lighting conditions.




Crystalens has flexible hinges that enable it to move with your eye.

Unlike standard IOLs, Crystalens is designed to treat both cataracts and presbyopia.

Crystalens can even reduce or eliminate your need for glasses during most activities.



		Crystalens	Standard Monofocal
Premium Outdoor Vision Quality			
			





The Crystalens advantage

Crystalens cataract surgery is FDA-approved and permanent.

The surgery usually takes about 15 to 20 minutes and is performed on an outpatient basis.

Anesthetic drops and medications are administered to help you relax. Typically, you won't feel anything during the procedure.

You should be able to return to normal activities within several days.

You should even be able to drive and return to work within just 2 or 3 days.



How Crystalens works

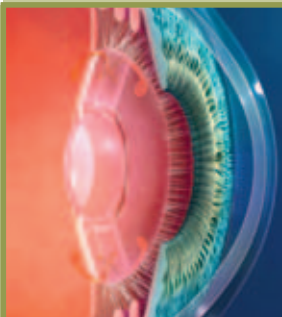
No other replacement lens comes closer to mirroring the natural focusing ability of the eye than Crystalens.

The human eye uses its muscles to move the lens which allows you to focus on what you want to see.

Crystalens accommodates to allow a continuous range of vision.

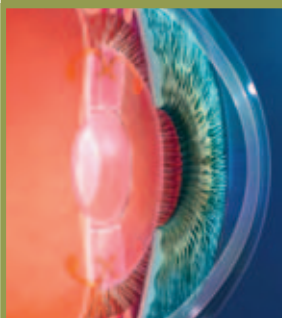
Accommodation

Distance



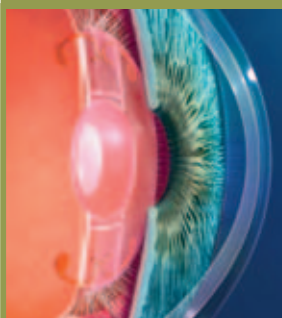
To accommodate distance vision, the lens rests back in the eye.

Intermediate



To accommodate intermediate vision, the lens gently flexes forward.

Near



To accommodate near vision, the lens flexes even further forward.



Near, far and everywhere in between

After surgery with Crystalens, you should be able to see clearer at all distances and in all lighting conditions.

If you're like many patients you'll hardly ever need your glasses to see:



INTERMEDIATE

DISTANCE

NEAR

Near Vision

With a monofocal lens, many patients still need reading glasses to see up close after cataract surgery.

With Crystalens, many patients are able to read books or newspapers without glasses.



Intermediate Vision

Monofocal lenses have only one focal point, usually distance, making it difficult to clearly see items at arm's length without glasses.

Many Crystalens patients are able to see their computers, dashboards and anything else at arm's length without glasses.







Distance Vision

While monofocal lenses improve distance vision, you won't be able to clearly see multiple focal points. For instance, when driving, you may be able to see the road clearly, but you'll need to put on glasses to read your speedometer or GPS.

With Crystalens, many patients are able to see 20/40 or better after surgery, without glasses. Which means you can see things across the room or across the beach.





Is Crystalens right for you?

Only your doctor can determine if Crystalens is right for you.

To find out if you're a Crystalens candidate, your doctor will perform a thorough exam.

You may be a candidate even if you had prior eye surgery, such as Lasik.




Quick facts

Cataract surgery is one of the safest and most common surgeries in the world.

More than 3 million cataract surgeries are performed every year in the U.S. Cataract surgery is performed on average more than 8,000 times a day.

Crystalens is the only FDA-approved accommodating IOL in the U.S.

More than twice the number of patients implanted with Crystalens could see well at all distances compared to a standard IOL.



The Crystalens procedure is highly successful and many people regain very good distance vision, somewhere between 20/20 and 20/40.

Many Crystalens patients have reduced their dependence on glasses and are able to read the newspaper or a phone book without glasses.

Many Crystalens patients are able to see their computers, dashboards and anything else at arm's length without glasses.

Many Crystalens patients are able to see the clock across the room and the TV in the corner without glasses.

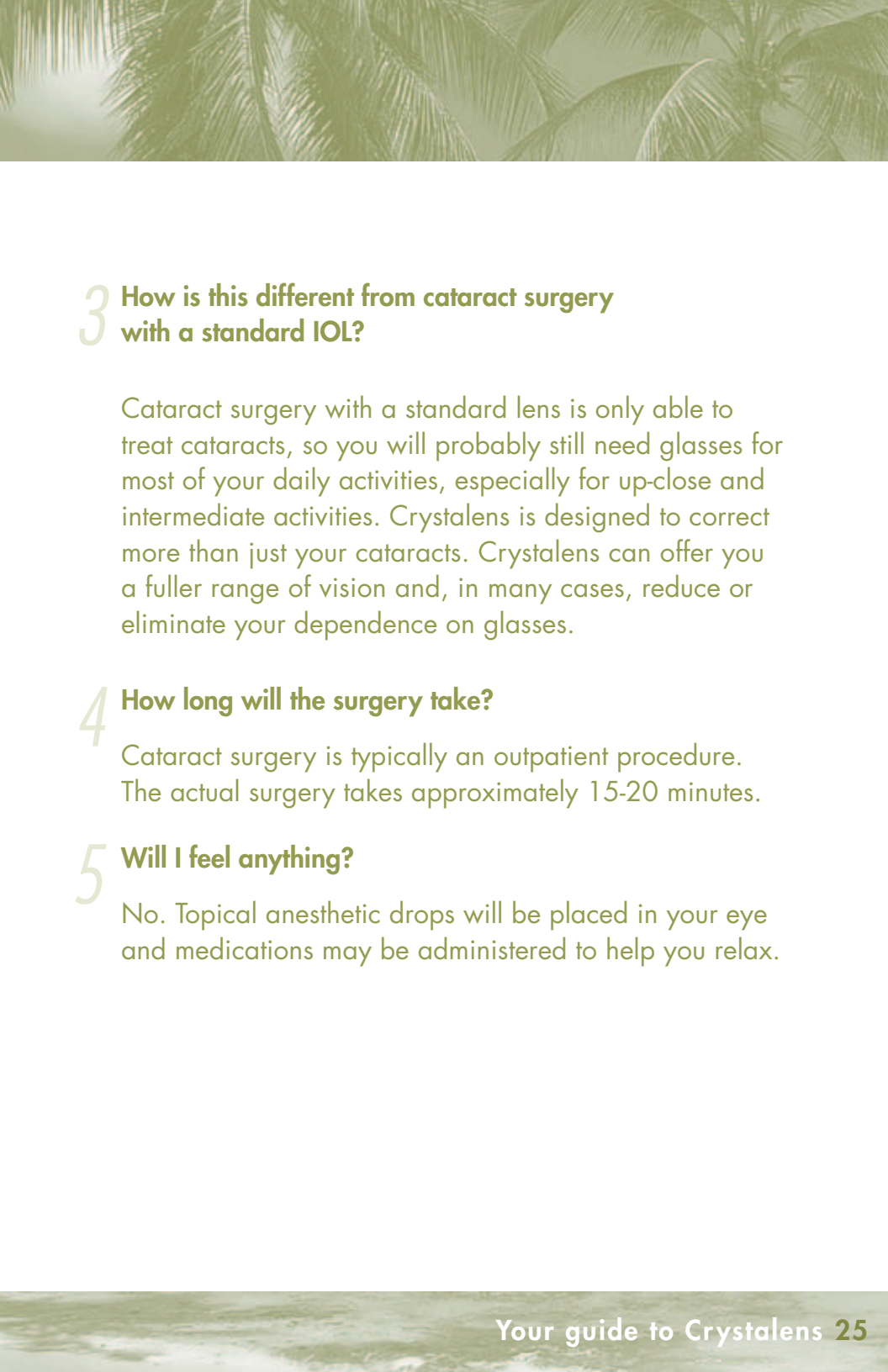
Frequently asked questions

1 What is Crystalens?

Crystalens is an intraocular lens (IOL) that replaces the eye's natural lens. Unlike a standard IOL, it is designed to both correct your cataracts and to give you back your full range of vision. In many cases, Crystalens can reduce or eliminate your need for glasses at all distances.

2 How does it work?

Crystalens is designed to mimic the focusing ability of a healthy lens. As with the natural lens, Crystalens accommodates, or moves and flexes, in response to muscle contractions in the eye. These contractions drive the movements of the lens, allowing the eye to focus on near, intermediate and far objects.



3 How is this different from cataract surgery with a standard IOL?

Cataract surgery with a standard lens is only able to treat cataracts, so you will probably still need glasses for most of your daily activities, especially for up-close and intermediate activities. Crystalens is designed to correct more than just your cataracts. Crystalens can offer you a fuller range of vision and, in many cases, reduce or eliminate your dependence on glasses.

4 How long will the surgery take?

Cataract surgery is typically an outpatient procedure. The actual surgery takes approximately 15-20 minutes.

5 Will I feel anything?

No. Topical anesthetic drops will be placed in your eye and medications may be administered to help you relax.

6 When will I be able to return to my normal activities?

Typically, you will be able to return to normal activities within several days. You should be able to drive and return to work within 2-3 days.

You won't need to wear an eyepatch. Your eyes may be sensitive to touch for a few days, and you should avoid rubbing them. It is important to avoid any lifting or straining that could increase pressure on your eyes.

7 Will I really be able to see without glasses?

If you are like many Crystalens patients, you should experience improved vision at all distances, with minimal or no dependence on glasses after Crystalens surgery. Since everyone's vision, expectations and lifestyles differ, it is difficult to determine how much you will be dependent on glasses.

8 How often will I need to have my eyes checked after surgery?

Your doctor will advise you based on your procedure. Typically, the doctor will see you one day after surgery, with follow-ups after 2-4 weeks and again after 3-6 months. Thereafter, an annual exam is sufficient.

9 Will Crystalens stop working over time?

Crystalens surgery is permanent and there is no evidence that the lens will stop working over time. It is an extremely well tested and durable design. In fact, there is clinical evidence to support that most patients' vision continues to improve with time.

10 Will I need to have cataract surgery again?

Once your cataracts are removed and replaced with an IOL, you probably won't need to have cataract surgery again.

Occasionally, several months after the lens has been placed in the eye, your vision may start to become cloudy again. This can happen with any type of IOL and is called a secondary cataract. Your surgeon will go in and quickly remove the clouded cells. This is done painlessly in an outpatient environment and usually takes just a few minutes.



POTENTIAL COMPLICATIONS

Implantation of Crystalens® is a surgical procedure. All surgical procedures entail some risk. The risks of implantation with Crystalens are generally the same potential risks that exist for implanting all intraocular lenses. Because Crystalens has a smaller optic compared to the standard IOL, glare and other visual disturbances may occur under certain lighting conditions, including at night when the pupil widely dilates. Only your surgeon can determine if Crystalens is right for you and explain the applicable risks.

Your doctor will perform a thorough examination and fully inform you of any increased risk of complication. Because Crystalens® only absorbs a portion of ultraviolet light, you should wear sunglasses with UV400 protection when out in daylight.

INDICATIONS FOR USE

Crystalens® intraocular lens is indicated for implantation in the capsular bag of the eye for the visual correction of aphakia secondary to the removal of a cataractous lens in adult patients with and without presbyopia. Adverse events are comparable to the FDA-published historical controls.* Rx only. Only your surgeon can determine if Crystalens® is right for you and explain the applicable risks.

*Data on file at Bausch & Lomb.





1.877.7.SEEBETTER
crystalens.com



Bausch & Lomb[™]

©2009 Bausch & Lomb Incorporated.

[™]/_® denote trademarks of Bausch & Lomb Incorporated.

SU5464 5/09